

C400

4 Channel Auto Compressor



PRODUCT OVERVIEW

The C400 is a professional 4 channel compressor that can be operated as 4 separate processors or linked as two independent stereo pairs. In Link mode, Channel 1 and 3 provide Master control and 'rms summing' is used to ensure that signals from both the linked channels affect compression equally.

Each channel has fully variable controls for Threshold, Ratio, Release and Gain. The compression slope can be switched between Hard or Soft knee, with Hard knee providing tight control of compression Ratio and Soft knee a more progressive style of compression.

Two Attack/Release modes are available; Auto (program dependant) Attack/Release or Auto Attack with manually adjustable Release. A low frequency Program filter can be switched into the sidechain to reduce the effects of bass heavy material causing over compression. Each channel also has a sidechain insert jack.

Gain Reduction is displayed on an 8 segment LED bargraph. The Bypass and Link switches also have led indicators.

All Inputs and Outputs are electronically balanced and can be switched between +4dBu and -10dBV operating levels.

SPECIFICATIONS

ELECTRICAL

Frequency response:	20Hz to 20kHz (+0, -0.5dB)
Input Impedance:	20k balanced
Maximum Input Level:	+20dBu
Input-Output Level:	+4dBu or -10dBV
Output Impedance:	100R balanced
Load Impedance:	> 600R
Max. Output Level:	+20dBu
THD:	< 0.05% (1kHz, +4dBu)
Signal to Noise Ratio:	> 90dB +4dBu out, 22Hz- 22kHz
Threshold:	-40dB to +20dB
Ratio:	1:1 to >20:1

Knee:	Hard or Soft knee
Attack:	Auto - program dependant
Release:	40ms to 4s
Program Filter:	-6dB @ 100Hz
Gain:	-20dB to +20dB

Power Requirement:	15VA, 115/230V AC, 50/60Hz
--------------------	-------------------------------

PHYSICAL

Input Connectors:	XLR 3 pin (Pin 2 hot)
Output Connectors:	XLR 3 pin (Pin 2 hot)
Power Connection:	IEC 3 pin socket, Detachable lead

Dimensions (mm):	482 (19") W
<input type="checkbox"/>	190 (7.5") D
<input type="checkbox"/>	44 (1.75") H - 1U

Weight: <input type="checkbox"/>	2.9 kg, 6lbs
Shipping Weight: <input type="checkbox"/>	3.6kg, 8lbs

Temperature Range:	Operating 0°C to 50°C
<input type="checkbox"/>	Storage -30°C to 75°C

ARCHITECTS & ENGINEERS SPECIFICATIONS

The C400 shall be a 1U unit providing 4 channels of Soft or Hard knee, Auto Compression. Channels 1&2 and 3&4 can be linked for stereo operation with Channels 1 and 3 providing master control.

Each compressor section shall have fully variable Threshold, Ratio, Release and Gain. Attack shall be switched between Auto (program dependant) Attack/Release and Auto Attack with manually adjustable Release.

Gain reduction will be displayed on an 8 segment bargraph. Bypass and Link switches shall have led indicators.

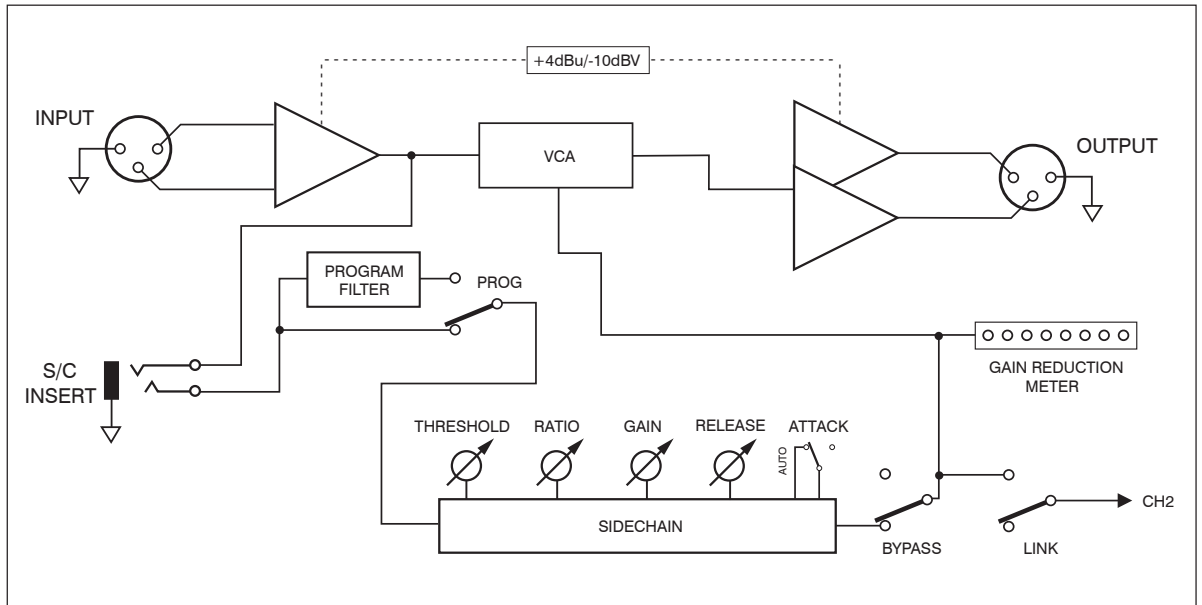
Inputs and Outputs shall be balanced on XLR connectors and operating levels shall be switched between +4dBu and -10dBV. Each channel shall have a Side Chain insert point on TRS jack.

The Compressor shall be constructed in accordance with the directives encompassed within the 'CE' regulations and so marked. The Compressor shall be the LA Audio C400.

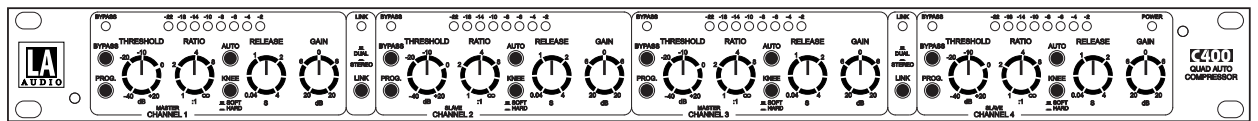
British
Originals

In keeping with our policy of continuous improvement LA Audio reserves the right to alter specifications without prior notice. Manufactured in the UK by LA Audio, 1 Stable Court, Herriard Park, Hants RG25 2PL.
Tel: +44 (0)1256 381944 Fax: +44 (0)1256 381906 Web: www.laaudio.co.uk. email: sales@laaudio.co.uk

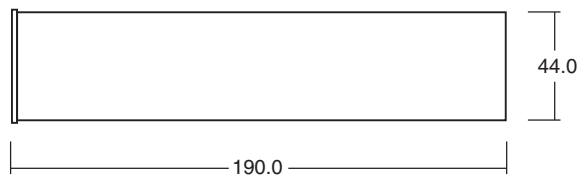
BLOCK DIAGRAM



DIMENSIONS

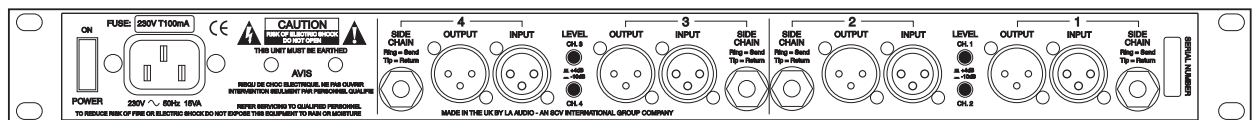


483.0



190.0

44.0



442.0